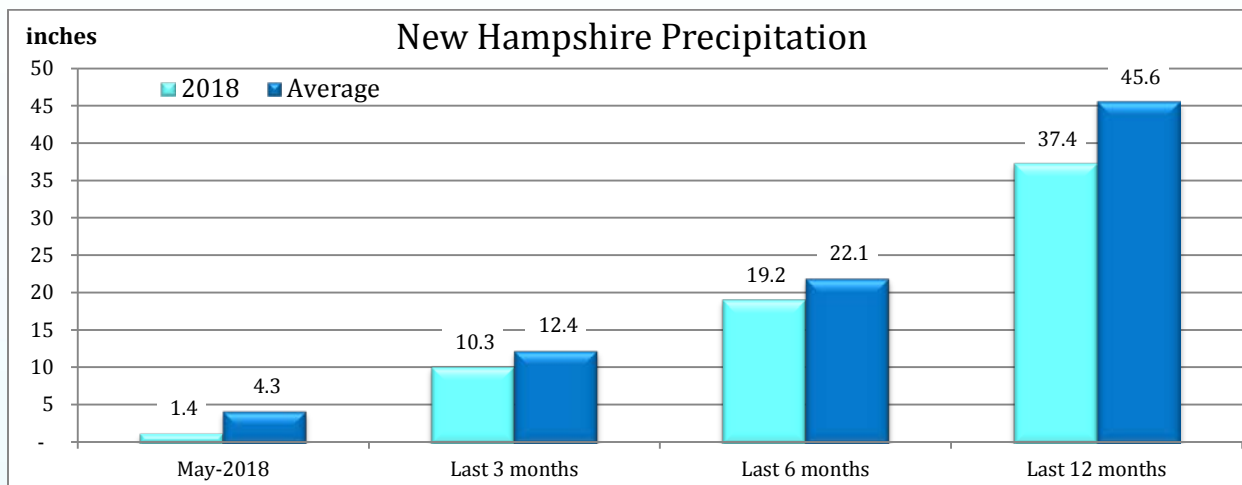


Water Supply Update

Serving the Communities of Hampton, North Hampton, & Rye

Weather Trends/Outlook

Precipitation in May totaled 1.4 inches compared to the long term average of 4.3 inches. Over the past 12 months, total precipitation is 8.2 inches below average. Average monthly temperature was 59°F; 4°F above the historical average.



Current Drought Status		US Drought Monitor New Hampshire
Intensity		
None		
D0 (Abnormally Dry)	Yellow	
D1 (Moderate Drought)	Light Orange	
D2 (Severe Drought)	Orange	
D3 (Extreme Drought)	Red	
D4 (Exceptional Drought)	Dark Red	

Current Water Use Restrictions

No current drought conditions on the Seacoast. No local water use restrictions.

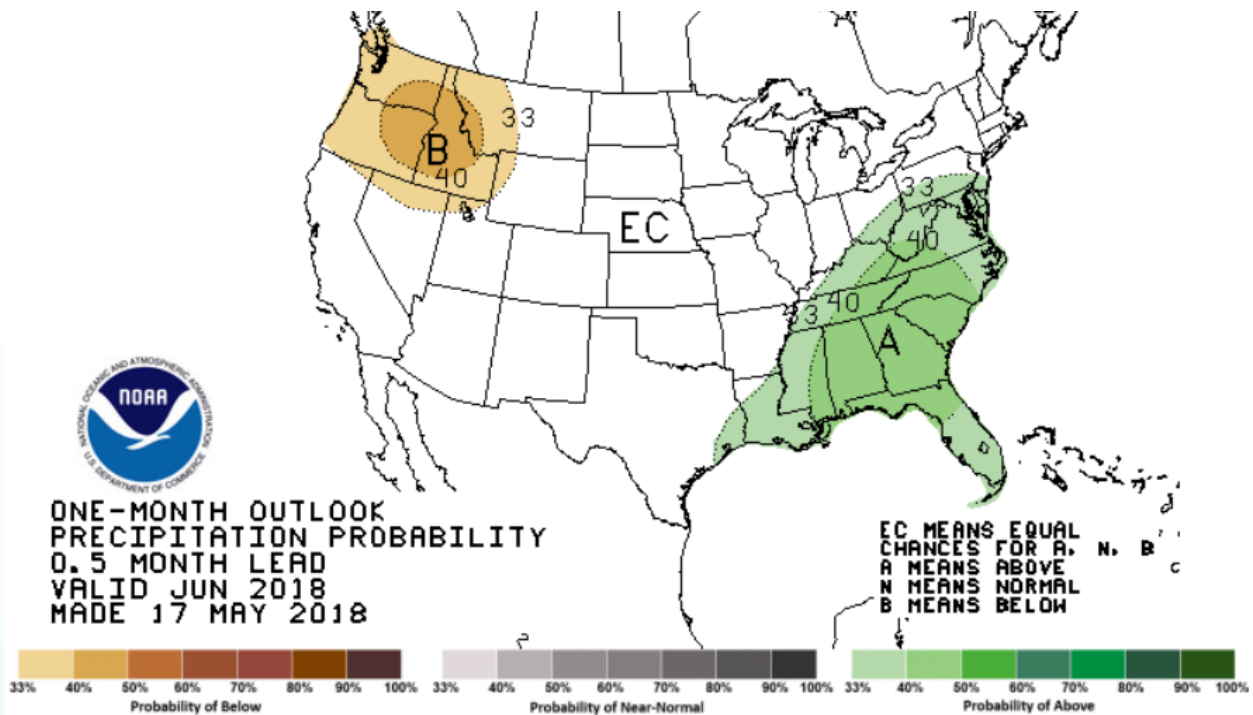
Residents are advised to follow prudent lawn watering practices (watering 0.5 inches twice weekly between the hours of 7 pm and 7 am) in order to minimize the probability of mandatory water use restrictions later this year.

Go to Aquarion’s website at for more Lawn & Garden Irrigation Guidance:

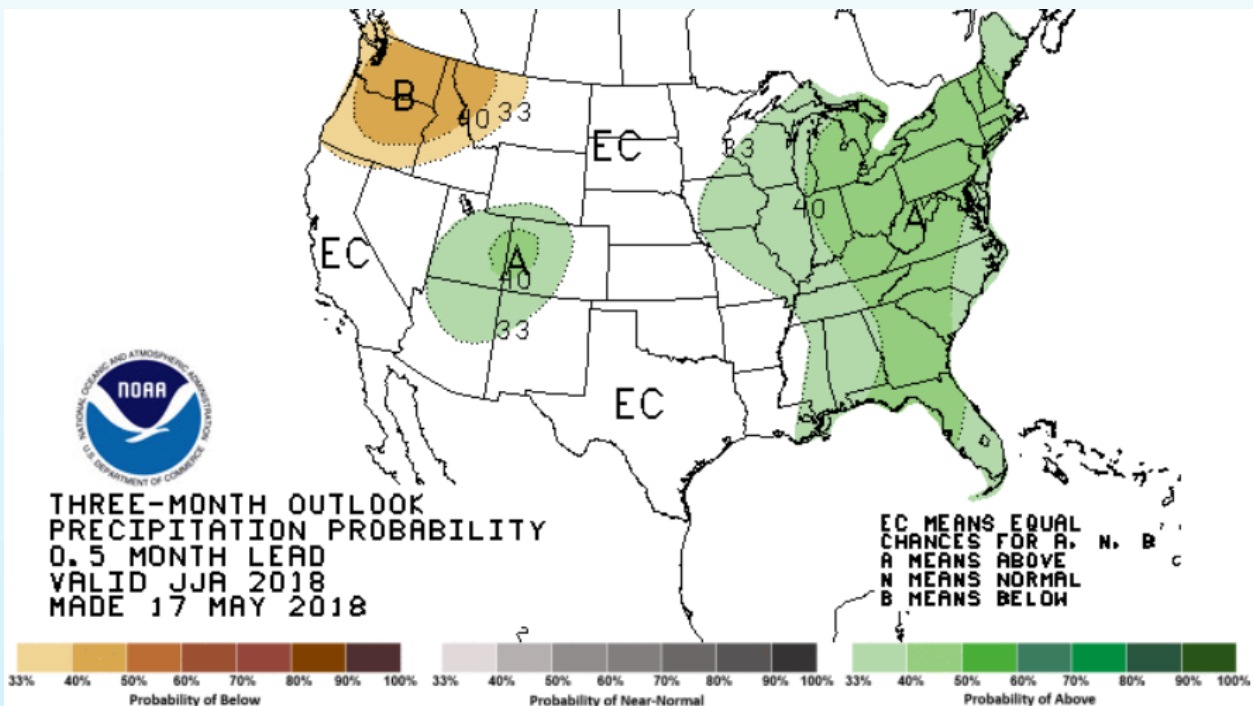
<http://www.aquarion.com/NH/lawn-garden-irrigation-tips>.



National Oceanic and Atmospheric Administration (NOAA) outlooks for precipitation. Source: http://www.cpc.ncep.noaa.gov/products/predictions/multi_season/13_seasonal_outlooks/color/churchill.php



NOAA Precipitation Outlook for June 2018 – Normal Conditions Likely



NOAA Precipitation Outlook for June through August 2018 – Wetter Than Normal Conditions Possible