



2023 WATER QUALITY REPORT

IN THIS REPORT

- 3-4 Water Quality Table
- 5-6 Your Health Is Our Priority
- 7 Lead in Drinking Water:
The Facts
- 8 Conservation
- 9 Glossary

Este informe contiene información importante sobre su agua potable. Pida a alguien que lo traduzca para usted, o hable con alguien que lo entienda.

Letter from the Vice President



John Walsh
Vice President, Operations
Aquarion Water Company of NH

Dear Abenaki Customer:

I am pleased to share that in 2023 Abenaki Water Company continued its commitment in delivering high-quality water to our valued customers. Over 640 tests conducted across our water systems confirmed that our water consistently meets or surpasses both state and federal water quality standards.

We continue to invest in our wellfields, treatment facilities, pump stations, and distribution piping to ensure the reliable delivery of high-quality water. To keep customer rates affordable, we have sought state funding for several projects in New Hampshire.

As part of the Lead and Copper Rule Revisions (LCRR), we are also developing an inventory of Abenaki-owned and customer-owned service lines to identify lead service lines in our service area. This inventory marks the initial phase of our efforts to eliminate any lead service lines in our water systems.

Lastly, thank you for your ongoing commitment to water conservation. Given the unpredictable shifts in precipitation, last year's abnormally wet weather could well be replaced by drier weather this year. For some helpful conservation tips, please check out page 8 in this report or visit www.aquarionwater.com/abenaki/consERVE.

With Appreciation,



John Walsh



Questions About Your Water Quality Report?

Customers who have questions about water quality should call us at **800-732-9678**. Customers may also email us at waterquality@aquarionwater.com, or visit www.aquarionwater.com/abenaki.

For discolored water, service problems or after-hours emergencies, call **800-732-9678**.

New Hampshire Department of Environmental Services:
603-271-3503 or www.des.nh.gov.

U.S. Environmental Protection Agency's Safe Drinking Water Hotline: **800-426-4791** or www.epa.gov/safewater.

What is a Water Quality Report?

Abenaki Water Company's annual Water Quality Report, also known as the Consumer Confidence Report (CCR), details the quality of your drinking water, where it comes from, and how to get more information. This annual report documents all detected primary and secondary drinking water contaminants and their respective standards known as Maximum Contaminant Levels (MCLs).

Water Quality Table

Your water has been tested for more than 100 compounds that are important to public health. Only those compounds detected, all of which were below the amounts allowed by state and federal law, are reported in this table. Most of these compounds are either naturally occurring or introduced as treatment to improve water quality. Monitoring frequency varies from daily to once every nine years per U.S. Environmental Protection Agency (EPA) regulation, depending on the parameter. Our testing encompasses the full range of regulated inorganic, organic and radiological compounds and microbiological and physical parameters.

SUBSTANCE (Units of Measure)	ACTION LEVEL (AL)	90TH PERCENTILE SAMPLE VALUE*	TEST DATES	NUMBER OF SITES ABOVE AL	VIOLATION YES/NO	LIKELY SOURCE OF CONTAMINATION
LEAD AND COPPER						
Copper (ppm)	1.3	0.48*	1/22/2023 - 2/5/2023	0 out of 20	NO	Corrosion of household plumbing systems; erosion of natural deposits; leaching from wood preservatives
Lead (ppb)	15	ND < 1**	1/22/2023 - 2/5/2023	0 out of 20	NO	Corrosion of household plumbing systems, erosion of natural deposits

DETECTED WATER QUALITY RESULTS

SUBSTANCE (Units of Measure)	DETECTED LEVEL AVERAGE	DETECTED LEVEL RANGE	TEST DATES	MCLG	MCL	VIOLATION YES/NO	LIKELY SOURCE
INORGANIC SUBSTANCES							
Barium (ppm)	0.021	0.020 - 0.024	9/29/2021, 12/28/2021	2	2	NO	Discharge of drilling wastes; discharge from metal refineries; erosion of natural deposits
Chromium (ppb)	0.80	0.30 - 1.70	Monthly, 2023	MRDL = 4	MRDLG = 4	NO	Discharge from steel and pulp mills; erosion of natural deposits
Fluoride (ppm)	0.19	0.17 - 0.21	9/29/2021, 12/28/2021	4	4	NO	Erosion of natural deposits; water additive which promotes strong teeth; discharge from fertilizer and aluminum factories
Nitrate (ppm)	0.46	0.42 - 0.49	7/12/2023, 8/15/2023, 11/30/2023	10	10	NO	Runoff from fertilizer use; leaching from septic tanks, sewage; erosion of natural deposits
VOLATILE ORGANIC COMPOUNDS							
Haloacetic Acids 5 (HAA) (ppb)	11+	9 - 13	7/12/23	60	NA	NO	By-product of drinking water chlorination
Total Trihalomethanes (TTHM) (ppb)	18+	15 - 20	7/12/23	80	NA	NO	

Continued on page 4

PER- AND POLYFLUOROALKYL SUBSTANCES (PFAS)

Note: PFOS, PFOA, PFHxS and PFNA were not detected.

SUBSTANCE (Units of Measure)	DETECTED LEVEL AVERAGE	DETECTED LEVEL RANGE	TEST DATES	TREATMENT TECHNIQUE (IF ANY)	SMCL	50% AMBIENT GROUNDWATER QUALITY STANDARD	AMBIENT GROUNDWATER QUALITY STANDARD	SPECIFIC CRITERIA AND REASON FOR MONITORING
SECONDARY CONTAMINANTS								
Chloride (ppm)	40	39 - 41	9/29/2021, 12/28/2021	NA	250	NA	NA	Wastewater, road salt, water softeners, corrosion
Iron (ppm)	0.092	0.061 - 0.123	9/29/2021, 12/28/2021	NA	0.3	NA	NA	Geological
Manganese (ppm)	0.008	0.007 - 0.009	9/29/2021, 12/28/2021	NA	0.05	0.15	0.3	Geological
Sodium (ppm)	31.7	22.0 - 41.3	9/29/2021, 12/28/2021	NA	100 - 250	NA	NA	We are required to regularly sample for sodium
Sulfate (ppm)	3.7	3.4 - 4.0	9/29/2021, 12/28/2021	NA	250	250	250	Naturally occurring
Zinc (ppm)	0.02	0.01 - 0.04	9/29/2021, 12/28/2021	NA	5	NA	NA	Galvanized pipes

FOOTNOTES

- ◆ 90th percentile value in copper monitoring. Result is representative of customer sampling stagnant water. No locations exceeded the action level for copper. Highest 90th percentile value shown.
- ◆◆ 90th percentile value in lead monitoring. Result is representative of customer sampling stagnant water. No locations exceeded the action level for lead. Highest 90th percentile value shown.

+ Value is the highest locational annual average of quarterly measurements for disinfection byproducts in measurements.

HEALTH EFFECTS

Sodium: Sodium-sensitive individuals such as those experiencing hypertension, kidney failure, or congestive heart failure, who drink water containing sodium should be aware of levels where exposures are being carefully controlled.

VIOLATION	DATE OF VIOLATION	EXPLANATION OF VIOLATION	LENGTH OF VIOLATION	ACTION TAKEN TO RESOLVE VIOLATION	HEALTH EFFECTS
Public Notice	12/1/20	In the 2020 Sanitary Survey, NH DES identified the following significant deficiencies: <ul style="list-style-type: none"> • The water system's pressure exceeds regulatory limits • The chemical feed system and chemical containment require improvements 	12/1/2020 - present	We are currently in the planning and design phase of infrastructure improvement plans to address these issues. We expect to finish construction and implement these improvements in 2025.	NA

Your Health Is Our Priority

Drinking water, including bottled water, may reasonably be expected to contain at least small amounts of some contaminants. The presence of contaminants does not necessarily indicate that water poses a health risk. More information about contaminants and potential health effects can be obtained by calling the EPA's Safe Drinking Water Hotline at 800-426-4791.



The sources of drinking water (both tap water and bottled water) include rivers, lakes, streams, ponds, reservoirs, springs, and wells. As water travels over the surface of the land or through the ground, it dissolves naturally-occurring minerals and,

in some cases, radioactive material, and can pick up substances resulting from the presence of animals or from human activity.

Contaminants that may be present in source water include:

- Microbial contaminants, such as viruses and bacteria, which may come from sewage treatment plants, septic systems, agricultural livestock operations, and wildlife.
- Inorganic contaminants, such as salts and metals, which can be naturally occurring or result from urban storm water runoff, industrial or domestic wastewater discharges, oil and gas production, mining or farming.
- Pesticides and herbicides, which may come from a variety of sources such as agriculture, urban stormwater runoff, and residential uses.

- Organic chemical contaminants, including per- and polyfluoroalkyl substances, synthetic and volatile organic chemicals, which are byproducts of industrial processes and petroleum production and can also come from gas stations, urban storm water runoff, and septic systems.

- Radioactive contaminants, which can be naturally-occurring or be the result of oil and gas production and mining activities.



In order to ensure that tap water is safe to drink, EPA prescribes regulations which limit the amount

of certain contaminants in water provided by public water systems. The US Food and Drug Administration (FDA) regulations establish limits for contaminants in bottled water which must provide the same protection for public health.

Where Does Your Water Come From?

The Rosebrook System obtains its water from two gravel-packed wells. It is treated and then delivered to you through an underground piping system. The water supply serves about 1000 residents. In 2023, our wells supplied an average of 107,800 gallons of water per day.

How Is Your Water Treated?


Water from the wells is naturally filtered ground water. The water is treated with soda ash due to low pH and is disinfected with chlorine.

Your Health Is Our Priority

Continued from page 6

Source Water Assessment Report

The New Hampshire Department of Environmental Services (NHDES) prepared drinking water source assessment reports for all public water systems between 2000 and 2003 in an effort to assess the vulnerability of each of the state's public water supply sources. Included in the report is a map of each source water protection area, a list of potential and known contamination sources, and a summary of available protection options. The results of the assessment, prepared in 2002 and 2005, are noted here.



The Source Water Assessment Report indicates Well #1 had 3 susceptibility factors rated high, 4 were rated medium, and 5 were rated low. Well #2 had 2 susceptibility factors rated high, 4 were rated medium and 6 were rated low.

The complete Assessment Report is available for inspection at the NH DES's Drinking Water Source Assessment Program website at www.des.nh.gov/climate-and-sustainability/conservation-mitigation-and-restoration/source-water-protection/assessment.

Copper

Copper is an essential nutrient, but some people who drink water containing copper in excess of the action level* over a relatively short period of time could experience gastrointestinal distress. Some people who drink water containing copper in excess of the action level over many years could suffer liver or kidney damage. People with Wilson's Disease should consult their personal doctor. Major sources of copper in drinking water include corrosion of household plumbing systems and erosion of natural deposits.

*The concentration of a contaminant which, if exceeded, triggers treatment or other requirements which a water system must follow.



Immuno-Compromised People

Some people may be more vulnerable to contaminants in drinking water than the general population. Immuno-compromised people such as those with cancer undergoing chemotherapy, people who have undergone organ transplants, people with HIV/AIDS or other immune system disorders, some elderly, and infants can be particularly at risk from infections. These people should seek advice about drinking water from their health-care providers.

The EPA and Centers for Disease Control and Prevention (CDC) guidelines on appropriate means to lessen the risk of infection by Cryptosporidium and other microbial contaminants are available from the Safe Drinking Water Hotline at 800-426-4791.

Lead in Drinking Water: The Facts

The EPA and NHDES have established extensive regulations for water utilities to follow regarding lead. If lead is present in drinking water, it can cause numerous harmful effects on a person's health. The EPA has determined there is no safe level of lead.

Abenaki maintains a regular schedule for lead monitoring.

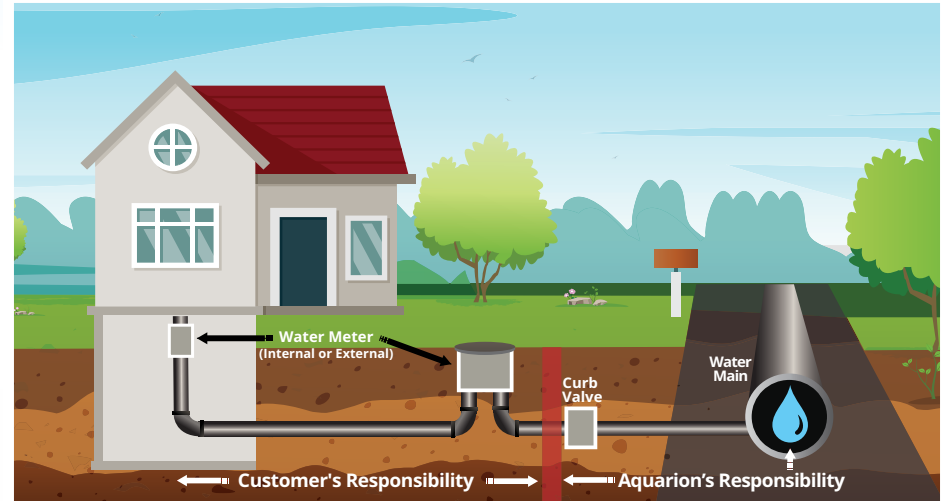
Learning About Lead

If present, elevated levels of lead can cause serious health problems, especially for pregnant women and young children. Lead in drinking water is primarily from materials and components associated with service lines and home plumbing. This water system is responsible for high quality drinking water but cannot control the variety of materials used in your plumbing components. When your water has been sitting for several hours, NHDES recommends minimizing the potential for lead exposure by flushing cold water from your tap for at least 30 seconds before

using water for drinking or cooking. Given that customers have service lines of varying lengths, Abenaki recommends flushing cold water from your tap for 3 to 5 minutes before using water for drinking or cooking. Do not use hot water for drinking and cooking. If you are concerned about lead in your water, you may wish to have your water tested. Information on lead in drinking water, testing methods, and steps you can take to minimize exposure is available from the Safe Drinking Water Hotline at [800-426-4791](tel:800-426-4791) or at www.epa.gov/ground-water-and-drinking-water.

What to do About Lead in a Service Line

A service line is the pipe that connects a customer's premises to Abenaki's water main in the street (see diagram on this page). Homes built before 1986 may have lead service lines (with a few exceptions, most were installed in homes built before 1930), and those built before 1986 may have lead solder and brass fittings (which may have a lead content).



Customer and Abenaki responsibilities shown are representative for most customers.

A lead service line can be the primary source of lead in your drinking water, because there is a much greater surface area where lead contacts the water, compared to lead-soldered pipe joints and leaded brass fixtures. If your house or other structure was built prior to 1988, you should check the service line where it enters the wall of your basement to see if it is made of lead. If it is a lead line, contact Aquarion at [800-732-9678](tel:800-732-9678) for advice on replacing it. This will help reduce

your potential exposure to lead in drinking water.

Abenaki offers more detailed information on lead in drinking water and how to minimize exposure on our website at www.aquarionwater.com/abenaki/water-quality/learnaboutlead.

Conservation

By reducing water consumption, Abenaki and Aquarion customers have made outstanding progress in ensuring that our area has enough water, no matter what the skies deliver. Many thanks to all the customers who cut back on outdoor sprinkler irrigation and other uses, helping to save approximately 5 billion gallons of water across our systems over the last six years. There's still more to do, though.

Here are some easy tips on what everyone can do to conserve the supply of this irreplaceable resource:



Reduce excessive irrigation

Use a WaterSense labeled smart irrigation controller that adjust watering schedules based on weather conditions, soil moisture levels, and plant requirements.

Rely more on the sky

Put a rain barrel under a down-spout to capture rainwater for your garden.

Forget fertilizing

Many use salts that make your lawn less drought-resistant.




Apply mulch

Adding a layer of mulch around your plants helps retain moisture, reducing the need to water as often.

Remedy a leaky toilet

Watch our step-by-step video at www.aquarionwater.com about finding and fixing leaks. Better yet, upgrade to a new, WaterSense labeled model to save three or more gallons with every flush.

For more tips on conservation, visit www.aquarionwater.com/abenaki/conserve.



How You Can Get Involved

Abenaki Water Company has a customer advisory board comprised of people who are interested in learning first-hand what we are working on in our systems and what we are planning for the future. If you're interested in attending any of these meetings, please call our New Hampshire office at [603-926-3319 ext 116](tel:603-926-3319) and provide your contact information so we can inform you about scheduled meeting dates.

Glossary

These terms may appear in your report.

Definitions

< - Less than

> - Greater than

90th Percentile - Out of every 10 homes sampled, 9 were at or below this level. This number is compared to the action level to determine lead and copper compliance.

AL - Action Level: The concentration of a contaminant which, if exceeded, triggers treatment or other requirements which a water system must follow.

Ambient Groundwater Quality Standards - The maximum concentration levels for regulated contaminants in groundwater which result from human operations or activities.

gpg - Grains per gallon

MCL - Maximum Contaminant Level:

The highest level of a contaminant that is allowed in drinking water. MCLs are set as close to the MCLGs as feasible using the best available treatment technology.

MCLG - Maximum Contaminant Level Goal:

The level of a contaminant in drinking water below which there is no known or expected risk to health. MCLGs allow for a margin of safety.

MRDL - Maximum Residual Disinfectant Level:

The highest level of a disinfectant allowed in drinking water. There is convincing evidence that addition of a disinfectant is necessary for control of microbial contaminants.

MRDLG - Maximum Residual Disinfectant Level Goal:

The level of a drinking water disinfectant below which there is no known or expected risk to health. MRDLGs do not reflect the benefits of the use of disinfectants to control microbial contamination.

NA - Not Applicable

ND - Not Detected

NTU - Nephelometric Turbidity Units, a measure of the presence of particles. Low turbidity is an indicator of high-quality water.

pCi/L - picocuries per liter

RAA - Running Annual Average. The average of four consecutive quarters of data.

SMCL - Secondary Maximum Contaminant Level: Secondary Maximum Contaminant Level. These standards are developed to protect aesthetic qualities of drinking water and are not health based.

TT - Treatment Technique: A required process intended to reduce the level of a contaminant in drinking water.

Equal to a drop of water in a 10 gallon fish tank.

ppm - parts per million

ppb - parts per billion

Equal to a drop of water in a 10,000 gallon swimming pool.

Equal to a drop of water in 35 Junior Olympic pools.
(10 million gallons)

ppt - parts per trillion