

Compliance Lead Testing Aquarion Water Company

Lead concentration in water is measured in terms of parts per billion (ppb). Water systems are generally required to test the lead concentrations in the water every three years. This is done by collecting water samples at customers' taps and testing the lead concentration in these samples. A water system is in compliance with the regulations if 90% of the samples have a lead concentration at or below 15 ppb. The table below shows the results from our two most recent rounds of lead sampling. The 90th percentile lead concentration indicates the concentration below which 90 percent of the samples fall. For example, if a system has a 90th percentile lead concentration of 1 ppb, it means the lead concentration was less than 1 ppb in 90 percent of the samples.

If you have any questions about the information in this table, or the quality of the water delivered to your home, please call our Water Quality Management Department at 1-800-832-2373.

	Town(s) Served	System Name	Most Recent Testing			Previous Testing		
			Year	90th Percentile Lead Concentration (ppb)	In Compliance? Yes/No	Year	90th Percentile Lead Concentration (ppb)	In Compliance? Yes/No
1	Bethel	Berkshire Corp.	2020	None Detected	<input checked="" type="checkbox"/> Yes	2017	None Detected	<input checked="" type="checkbox"/> Yes
2	Bethel	Chimney Heights	2019	2	<input checked="" type="checkbox"/> Yes	2016	None Detected	<input checked="" type="checkbox"/> Yes
3	Bridgeport, Easton, Fairfield, Monroe, Newtown, Norwalk, Redding, Shelton, Stratford, Trumbull, Weston, Westport, Wilton	Main System	2021b	2	<input checked="" type="checkbox"/> Yes	2021a	2	<input checked="" type="checkbox"/> Yes
4	Brookfield	Brookfield Main	2019	1	<input checked="" type="checkbox"/> Yes	2016	3	<input checked="" type="checkbox"/> Yes
5	Brookfield	Brookwood	2020	1	<input checked="" type="checkbox"/> Yes	2017	2	<input checked="" type="checkbox"/> Yes
6	Brookfield	Butternut	2021	4	<input checked="" type="checkbox"/> Yes	2018	4	<input checked="" type="checkbox"/> Yes
7	Brookfield	Hickory Hills	2021b	None Detected	<input checked="" type="checkbox"/> Yes	2021a	None Detected	<input checked="" type="checkbox"/> Yes
8	Brookfield	Indian Fields	2021	8	<input checked="" type="checkbox"/> Yes	2018	4	<input checked="" type="checkbox"/> Yes
9	Brookfield	Western Brookfield	2020	5	<input checked="" type="checkbox"/> Yes	2019	5	<input checked="" type="checkbox"/> Yes

Lead concentration in water is measured in terms of parts per billion (ppb). Water systems are generally required to test the lead concentrations in the water every three years. This is done by collecting water samples at customers' taps and testing the lead concentration in these samples. A water system is in compliance with the regulations if 90% of the samples have a lead concentration at or below 15 ppb. The table below shows the results from our two most recent rounds of lead sampling. The 90th percentile lead concentration indicates the concentration below which 90 percent of the samples fall. For example, if a system has a 90th percentile lead concentration of 1 ppb, it means the lead concentration was less than 1 ppb in 90 percent of the samples.

If you have any questions about the information in this table, or the quality of the water delivered to your home, please call our Water Quality Management Department at 1-800-832-2373.

	Town(s) Served	System Name	Most Recent Testing			Previous Testing		
			Year	90th Percentile Lead Concentration (ppb)	In Compliance? Yes/No	Year	90th Percentile Lead Concentration (ppb)	In Compliance? Yes/No
10	Canaan	Canaan Day Care	2021	1	Yes			
11	Canaan	Falls Village	2021	2	Yes			
12	Cornwall	Cornwall	2020	3	Yes	2017	1	Yes
13	Danbury	Cedar Heights	2021	3	Yes	2018	2	Yes
14	Danbury	Hollandale Estates	2020	None Detected	Yes	2017	None Detected	Yes
15	Danbury	Indian Springs	2022a	2	Yes	2021b	2	Yes
16	Danbury	Ken Oaks	2021	1	Yes	2018	5	Yes
17	Danbury	Pearce Manor	2022a	1	Yes	2021b	3	Yes
18	Danbury	Rolling Ridge	2020	None Detected	Yes	2017	None Detected	Yes
19	Darien	Noroton (Darien)	2020	2	Yes	2017	2	Yes
20	Derby	East Derby	2020	1	Yes	2017	1	Yes
21	East Hampton	East Hampton	2021	None Detected	Yes	2018	None Detected	Yes
22	Goshen	Tyler Lake Heights	2022a	1	Yes	2021b	None Detected	Yes

Lead concentration in water is measured in terms of parts per billion (ppb). Water systems are generally required to test the lead concentrations in the water every three years. This is done by collecting water samples at customers' taps and testing the lead concentration in these samples. A water system is in compliance with the regulations if 90% of the samples have a lead concentration at or below 15 ppb. The table below shows the results from our two most recent rounds of lead sampling. The 90th percentile lead concentration indicates the concentration below which 90 percent of the samples fall. For example, if a system has a 90th percentile lead concentration of 1 ppb, it means the lead concentration was less than 1 ppb in 90 percent of the samples.

If you have any questions about the information in this table, or the quality of the water delivered to your home, please call our Water Quality Management Department at 1-800-832-2373.

	Town(s) Served	System Name	Most Recent Testing			Previous Testing		
			Year	90th Percentile Lead Concentration (ppb)	In Compliance? Yes/No	Year	90th Percentile Lead Concentration (ppb)	In Compliance? Yes/No
23	Greenwich	Greenwich	2019	2	Yes	2016	2	Yes
24	Kent	Kent	2021	4	Yes	2018	3	Yes
25	Lebanon	Lebanon	2021	None Detected	Yes	2018	None Detected	Yes
26	Litchfield	Litchfield	2019	2	Yes	2016	None Detected	Yes
27	Mansfield	Valley View	2022a	4	Yes	2021b	8	Yes
28	Marlborough	Birchwood Estates	2019	None Detected	Yes	2016	2	Yes
29	Marlborough	Marlborough	2022a	9	Yes	2021	2	Yes
30	Middlebury	West Shore	2021	None Detected	Yes	2020b	None Detected	Yes
31	New Canaan	New Canaan	2020	7	Yes	2017	2	Yes
32	New Fairfield	Ball Pond	2019	4	Yes	2016	4	Yes
33	New Fairfield	Birches	2022a	1	Yes	2021b	4	Yes
34	New Fairfield	Dunham Pond	2022a	5	Yes	2021b	10	Yes
35	New Fairfield	Fieldstone Ridge	2022a	4	Yes	2020	2	Yes

Lead concentration in water is measured in terms of parts per billion (ppb). Water systems are generally required to test the lead concentrations in the water every three years. This is done by collecting water samples at customers' taps and testing the lead concentration in these samples. A water system is in compliance with the regulations if 90% of the samples have a lead concentration at or below 15 ppb. The table below shows the results from our two most recent rounds of lead sampling. The 90th percentile lead concentration indicates the concentration below which 90 percent of the samples fall. For example, if a system has a 90th percentile lead concentration of 1 ppb, it means the lead concentration was less than 1 ppb in 90 percent of the samples.

If you have any questions about the information in this table, or the quality of the water delivered to your home, please call our Water Quality Management Department at 1-800-832-2373.

	Town(s) Served	System Name	Most Recent Testing			Previous Testing		
			Year	90th Percentile Lead Concentration (ppb)	In Compliance? Yes/No	Year	90th Percentile Lead Concentration (ppb)	In Compliance? Yes/No
36	New Fairfield	Interlaken WC	2020	1	Yes	2017	1	Yes
37	New Fairfield	New Fairfield WPCA	2021	2	Yes			
38	New Fairfield	Oakwood Acres	2022a	3	Yes	2021b	4	Yes
39	New Fairfield	Possum Ridge	2022a	2	Yes	2021b	2	Yes
40	New Milford	Carmen Hill	2020	6	Yes	2017	3	Yes
41	New Milford	Dean Heights	2019	None Detected	Yes	2016	3	Yes
42	New Milford	Forest Hills	2021	None Detected	Yes	2018	2	Yes
43	New Milford	Laurel Ridge/Laurel View	2021	None Detected	Yes	2020b	None Detected	Yes
44	New Milford	Meadowbrook	2019	3	Yes	2016	4	Yes
45	New Milford	Park Glen	2019	None Detected	Yes	2016	None Detected	Yes
46	New Milford	Pleasant View	2019	None Detected	Yes	2016	None Detected	Yes
47	New Milford	Twin Oaks	2021	None Detected	Yes	2018	None Detected	Yes
48	New Milford, Brookfield	New Milford Regional	2021	2	Yes	2020b	2	Yes

Lead concentration in water is measured in terms of parts per billion (ppb). Water systems are generally required to test the lead concentrations in the water every three years. This is done by collecting water samples at customers' taps and testing the lead concentration in these samples. A water system is in compliance with the regulations if 90% of the samples have a lead concentration at or below 15 ppb. The table below shows the results from our two most recent rounds of lead sampling. The 90th percentile lead concentration indicates the concentration below which 90 percent of the samples fall. For example, if a system has a 90th percentile lead concentration of 1 ppb, it means the lead concentration was less than 1 ppb in 90 percent of the samples.

If you have any questions about the information in this table, or the quality of the water delivered to your home, please call our Water Quality Management Department at 1-800-832-2373.

	Town(s) Served	System Name	Most Recent Testing			Previous Testing		
			Year	90th Percentile Lead Concentration (ppb)	In Compliance? Yes/No	Year	90th Percentile Lead Concentration (ppb)	In Compliance? Yes/No
49	Newtown	Chestnut Tree Hill	2019	2	<input checked="" type="checkbox"/> Yes	2017	4	<input checked="" type="checkbox"/> Yes
50	Newtown, Sandy Hook	Newtown Main	2021	None Detected	<input checked="" type="checkbox"/> Yes	2018	2	<input checked="" type="checkbox"/> Yes
51	Norfolk	Norfolk	2021	None Detected	<input checked="" type="checkbox"/> Yes	2018	None Detected	<input checked="" type="checkbox"/> Yes
52	North Canaan	North Canaan	2021	3	<input checked="" type="checkbox"/> Yes	2018	2	<input checked="" type="checkbox"/> Yes
53	Norwich	Pleasure Valley MHP	2022a	1	<input checked="" type="checkbox"/> Yes	2021	None Detected	<input checked="" type="checkbox"/> Yes
54	Oxford	Hawkstone	2021	1	<input checked="" type="checkbox"/> Yes	2018	None Detected	<input checked="" type="checkbox"/> Yes
55	Oxford	Oxford Towne Center	2021	1	<input checked="" type="checkbox"/> Yes	2020	None Detected	<input checked="" type="checkbox"/> Yes
56	Ridgefield	Craigmoor	2022	11	<input checked="" type="checkbox"/> Yes	2021	8	<input checked="" type="checkbox"/> Yes
57	Ridgefield	Ridgefield Knolls	2021	4	<input checked="" type="checkbox"/> Yes	2018	None Detected	<input checked="" type="checkbox"/> Yes
58	Ridgefield	Ridgefield Main	2022	4	<input checked="" type="checkbox"/> Yes	2021	3	<input checked="" type="checkbox"/> Yes
59	Ridgefield	Scodon	2022	3	<input checked="" type="checkbox"/> Yes	2021	2	<input checked="" type="checkbox"/> Yes
60	Ridgefield	Turner Hill Barnum	2021	None Detected	<input checked="" type="checkbox"/> Yes	2018	None Detected	<input checked="" type="checkbox"/> Yes
61	Ridgefield	Turner Hill McKeon	2021	None Detected	<input checked="" type="checkbox"/> Yes	2018	3	<input checked="" type="checkbox"/> Yes





Lead concentration in water is measured in terms of parts per billion (ppb). Water systems are generally required to test the lead concentrations in the water every three years. This is done by collecting water samples at customers' taps and testing the lead concentration in these samples. A water system is in compliance with the regulations if 90% of the samples have a lead concentration at or below 15 ppb. The table below shows the results from our two most recent rounds of lead sampling. The 90th percentile lead concentration indicates the concentration below which 90 percent of the samples fall. For example, if a system has a 90th percentile lead concentration of 1 ppb, it means the lead concentration was less than 1 ppb in 90 percent of the samples.

If you have any questions about the information in this table, or the quality of the water delivered to your home, please call our Water Quality Management Department at 1-800-832-2373.

	Town(s) Served	System Name	Most Recent Testing			Previous Testing		
			Year	90th Percentile Lead Concentration (ppb)	In Compliance? Yes/No	Year	90th Percentile Lead Concentration (ppb)	In Compliance? Yes/No
62	Salisbury	Salisbury	2021	2	<input checked="" type="checkbox"/> Yes	2018	1	<input checked="" type="checkbox"/> Yes
63	Seymour, Oxford, Beacon Falls	Valley	2022a	3	<input checked="" type="checkbox"/> Yes	2021	1	<input checked="" type="checkbox"/> Yes
64	Sherman	Timber Trails	2022a	3	<input checked="" type="checkbox"/> Yes	2021b	4	<input checked="" type="checkbox"/> Yes
65	Simsbury	Simsbury	2022a	None Detected	<input checked="" type="checkbox"/> Yes	2019	4	<input checked="" type="checkbox"/> Yes
66	Southbury	Lakeside	2021	None Detected	<input checked="" type="checkbox"/> Yes	2018	5	<input checked="" type="checkbox"/> Yes
67	Stamford	Stamford	2022	None Detected	<input checked="" type="checkbox"/> Yes	2021	2	<input checked="" type="checkbox"/> Yes
68	Stonington	Arlington Acres	2020	2	<input checked="" type="checkbox"/> Yes	2017	6	<input checked="" type="checkbox"/> Yes
69	Stonington	Mystic	2021	3	<input checked="" type="checkbox"/> Yes	2020b	None Detected	<input checked="" type="checkbox"/> Yes
70	Suffield	Suffield	2022a	None Detected	<input checked="" type="checkbox"/> Yes	2021b	1	<input checked="" type="checkbox"/> Yes
71	Washington	Judea Depot	2021	14	<input checked="" type="checkbox"/> Yes	2018	1	<input checked="" type="checkbox"/> Yes
72	Washington	Judea Main	2022a	None Detected	<input checked="" type="checkbox"/> Yes	2021b	2	<input checked="" type="checkbox"/> Yes
73	Washington	Quarry Ridge	2022a	None Detected	<input checked="" type="checkbox"/> Yes	2021	None Detected	<input checked="" type="checkbox"/> Yes
74	Wolcott	Clearview Hills	2022a	None Detected	<input checked="" type="checkbox"/> Yes	2021b	2	<input checked="" type="checkbox"/> Yes

Lead concentration in water is measured in terms of parts per billion (ppb). Water systems are generally required to test the lead concentrations in the water every three years. This is done by collecting water samples at customers' taps and testing the lead concentration in these samples. A water system is in compliance with the regulations if 90% of the samples have a lead concentration at or below 15 ppb. The table below shows the results from our two most recent rounds of lead sampling. The 90th percentile lead concentration indicates the concentration below which 90 percent of the samples fall. For example, if a system has a 90th percentile lead concentration of 1 ppb, it means the lead concentration was less than 1 ppb in 90 percent of the samples.

If you have any questions about the information in this table, or the quality of the water delivered to your home, please call our Water Quality Management Department at 1-800-832-2373.

	Town(s) Served	System Name	Most Recent Testing			Previous Testing		
			Year	90th Percentile Lead Concentration (ppb)	In Compliance? Yes/No	Year	90th Percentile Lead Concentration (ppb)	In Compliance? Yes/No
75	Wolcott	Woodrich Village	2022a	1	 Yes	2021b	1	 Yes
76	Woodbury	Woodbury	2022a	None Detected	 Yes	2021b	None Detected	 Yes